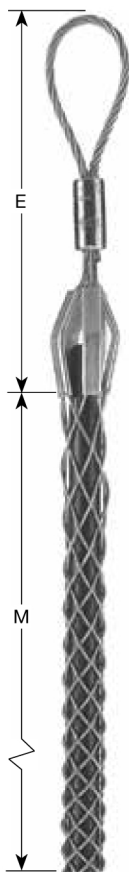


# Wire Management Products

## Light Duty, Low Tension Pulling Grips



PA150

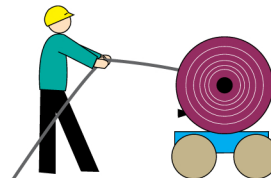
### Application:

Low tension, underground electrical construction

- Galvanized steel mesh is flexible for navigating through a variety of cable paths
- Multiple weave provides strength and positive gripping power

### Ideal For Use In:

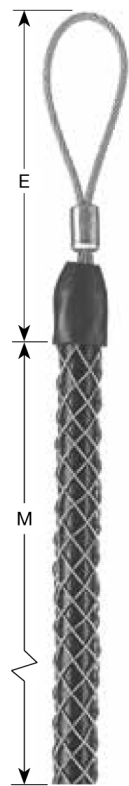
- Utility work
- Industrial and commercial building service lines
- Underground transmission lines stringing



### Flexible Eye, Closed Mesh Inches (cm)

Cable Diameter Range Inches (cm)	Approx. Breaking Strength Lbs. (N)	Inches (cm)		Catalog Number
		E	M	
.50"-.61" (1.27-1.55)	2,800 (12,454)	5" (12.70)	11" (27.94)	PA050
.62"-.74" (1.57-1.88)	2,800 (12,454)	5" (12.70)	11" (27.94)	PA062
.75"-.99" (1.90-2.51)	4,000 (17,792)	6" (15.24)	12" (30.48)	PA075
1.00"-1.24" (2.54-3.15)	5,300 (23,574)	7" (17.78)	13" (33.02)	PA100
1.25"-1.49" (3.17-3.78)	5,300 (23,574)	7" (17.78)	14" (35.56)	PA125
1.50"-1.74" (3.81-4.42)	6,800 (30,246)	8" (20.32)	15" (38.10)	PA150
1.75"-1.99" (4.44-5.05)	8,500 (37,808)	8" (20.32)	17" (43.18)	PA175
2.00"-2.49" (5.08-6.32)	8,500 (37,808)	9" (22.86)	18" (45.72)	PA200
2.50"-2.99" (6.35-7.59)	10,600 (47,149)	9" (22.86)	27" (68.58)	PA250
3.00"-3.49" (7.62-8.86)	14,700 (65,386)	10" (25.40)	30" (76.20)	PA300

## Junior Low Tension Pulling Grips



PJ075

### Application:

Low tension, underground electrical construction

- Galvanized steel mesh is flexible for navigating through a variety of cable paths
- Multiple weave provides strength and positive gripping power

### Ideal For Use In:

- Overhead transmission and distribution line stringing
- Utility work
- Attaching conductors to pulling lines

### Flexible Eye, Closed Mesh Inches (cm)

Cable Diameter Range Inches (cm)	Approx. Breaking Strength Lbs. (N)	Inches (cm)		Catalog Number
		E	M	
.19"-.24" (.48-.61)	400 (1,779)	3¼" (8.25)	4¼" (10.79)	PJ019
.25"-.36" (.63-.91)	450 (2,002)	3¼" (8.25)	4¼" (10.79)	PJ025
.37"-.49" (.94-1.24)	900 (4,003)	3¾" (9.52)	7" (17.78)	PJ037
.50"-.61" (1.27-1.55)	1,300 (5,782)	4¼" (10.79)	8½" (21.59)	PJ050
.62"-.74" (1.57-1.88)	1,950 (8,674)	5" (12.70)	10" (25.40)	PJ062
.75"-.99" (1.90-2.51)	2,800 (12,454)	5¾" (14.60)	10" (25.40)	PJ075
1.00"-1.24" (2.54-3.15)	3,900 (17,347)	6½" (16.51)	11½" (29.21)	PJ100

### CAUTION

Never use grip to approximate breaking strength. Refer to page M-26 for safety and working load factors. Banding is necessary to guard against accidental release of grip and provide maximum reliability.